



**Oregon Educators Benefit Board**  
**Benefits Information Exchange (BIE)**  
Thursday, January 3, 2013 – 10:00 a.m. to 12:00 p.m.  
Department of Administrative Services – East Location  
PEBB/OEBB Boardroom  
1225 Ferry Street SE, Salem, Oregon



**This meeting will be conducted using an online webinar service, iLinc.  
Use this link to log into the meeting:**

**<https://oregonconnect.ilinc.com/join/bfrysbh/bcrvxvmr>**

**After logging in, please follow the instructions and enter your phone number in the iLinc system. The iLinc system will call you so you can participate in the meeting.**

**AGENDA**

- I. 10:00 a.m. – 10:15 a.m. **Welcome / Introductions / iLinc Assistance**  
*Jackie Cowsill, Communications Coordinator*  
*Mary French, Benefit Data Analyst*
- II. 10:15 a.m. – 10:45 a.m. **Report Review / Demonstration – Attachment 1**  
*Mary French*
- III. 10:45 a.m. – 11:00 a.m. **Systems Update**  
*Debbie Radish, Lead Benefits Systems Analyst*
- IV. 11:00 a.m. – 11:10 a.m. **Communications Update – Attachment 2**
  - **Oregon School Employee Wellness | Education Conference – It Starts with YOU!**  
March 24 - 26, 2013 The Riverhouse – Bend, OR  
Contact: Inge Aldersebaes, email: inge@oeachoice.com*Jackie Cowsill*
- V. 11:10 a.m. – 11:25 a.m. **OEBB Board Meeting Highlights**
  - Towers Watson Healthcare Reform Webinar
  - January Board Meeting rescheduled to Jan. 17*Denise Hall, Deputy Administrator*
- VI. 11:25 a.m. – 11:40 a.m. **Administrative Rules Update – Attachment 3**  
*Denise Hall*

VII. 11:40 a.m. – 12:00 p.m.      **Future Meeting Topics and Other Business**

*Jackie Cowsill*

VIII. 12:00 p.m.                      **Adjourn**

# Report Mart

January 03, 2013

# Getting Started

- Access reports at:
- <https://myoebb.org/oebb/!bms.main>
- Access Webinar at:
- <https://oregonconnect.ilinc.com/join/bfrysbh/czjrtzzz>
- Place your number in the Call Me area.
- If not using iLinc Dial: 1-800-689-9374
- Passcode: 243789
- **The best method to interact with iLinc is to enter your phone number and have iLinc call you.**

The best method to interact with ilinc is to enter your phone number and have iLinc call you.

The screenshot shows the iLinc OEBC BIE Meeting interface. The top bar includes the title "iLinc | OEBC BIE Meeting" and standard window controls. Below this is a menu bar with "File", "Edit", "Controls", "Tools", "Session", and "Help". A status bar displays the phone number "1-800-689-9374" and the moderator's name "Moderator: 8722843". The main interface is divided into several sections:

- Attendees:** A sidebar on the left shows a list of attendees, currently displaying "Mary French" with a video feed placeholder.
- Session Details:** A central panel showing the session name "OEBC BIE Meeting", leader "Mary French", and date/time "06/21/2012 01:30 PM".
- Audio Details:** A section titled "Audio Details" with a close button. It provides instructions on how to join the teleconference and includes a "CALL ME" button, a text input field for a phone number, and an "Ext." field for an extension.
- Sharing Options:** A right-hand panel with five options: "Share your Desktop", "Share a Region", "Share an Application", "Draw on a Whiteboard", and "Send Quick Invitation". Each option has a brief description of its functionality.
- Chat:** A bottom section with a "Public" chat window and a "Private" chat window. The "Public" chat window is active, showing a text input field and a "Type here to send a message" button.

The "OregonConnect" logo is visible in the bottom right corner of the interface.

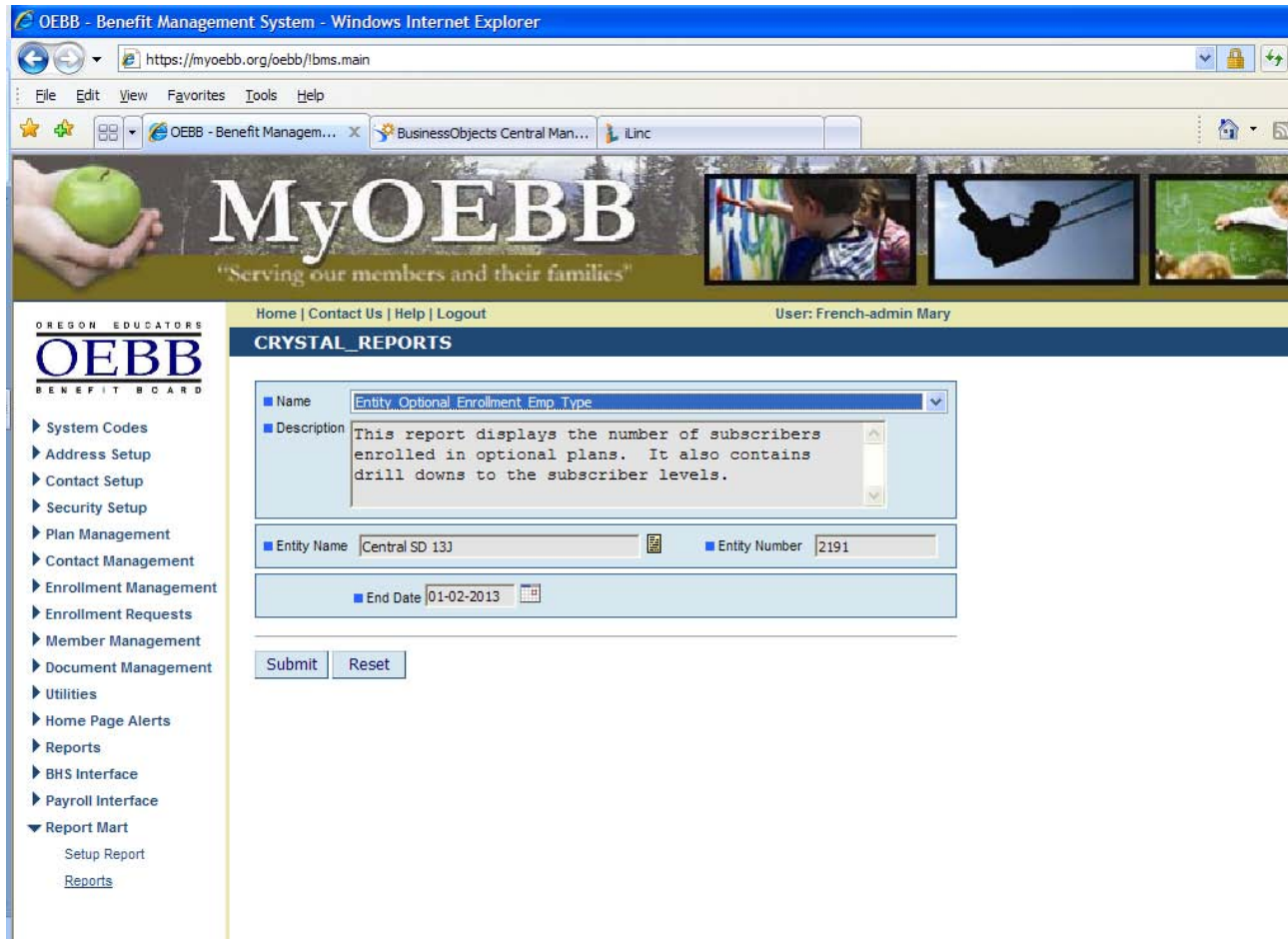


# Overview

- Access Report Mart
- Review New Report
- Export Report
- Print Report

# Report Demonstration

- Updated report in Report Mart
  - Entity\_Optional\_Enrollment\_Emp\_Typer
- Navigate Report Mart
  - Select report
  - Review report description
  - Enter any required parameters



- Locate report mart under the left hand navigation
- Select Reports
- Entity\_Optional\_Enrollment\_Emp\_Type



# Run Report



- Click on continue
- Depending on the type of report you selected this process may take time, do not click continue a second time or it will start the process over again.

Crystal Reports Viewer - Windows Internet Explorer

https://myoebb.org/POCMyOebbCrystalReportConnectivity/jsp/CrystalReportViewer.jsp

Group Tree | 1 / 1 | 100%

Main Report

- Administrator Licensed-Full Time
- Classified-Full Time
- Classified-Part Time
- Confidential-Full Time
- Retiree-Administrator
- Retiree-Classified
- Retiree-Confidential
- Superintendent

## Oregon Educators Benefit Board

### Central SD 13J Optional Plan Enrollment Report

01/02/2013

Plan Name	Subscribe
<b>Administrator Licensed-Full Time</b>	<b>Non Represented - Central</b>
	17
Basic AD&D	17
Basic Life	17
Child AD&D	1
Child Life	1
Employee AD&D	5
Employee Life	8
Long Term Disability (Mandatory)	17
Spouse/Partner AD&D	3
Spouse/Partner Life	4
<b>Classified-Full Time</b>	<b>OSEA - Central</b>
	136
Basic AD&D	136
Basic Life	136
Child AD&D	14
Child Life	18
Employee AD&D	29
Employee Life	48
Spouse/Partner AD&D	20
Spouse/Partner Life	28
<b>Classified-Part Time</b>	<b>OSEA - Central</b>
	14
Basic AD&D	14
Basic Life	..

-Report Results

-To drill down click on the + left on the left

# Print Report

Crystal Reports Viewer - Windows Internet Explorer

https://myoebb.org/POCMYoebbCrystalReportConnectivity/jsp/CrystalReportViewer.jsp

Group Tree | 1 / 1 | 100%

Main Report

- Administrator Licensed-Full Time
- Classified-Full Time
- Classified-Part Time
- Confidential-Full Time
- Retiree-Administrator
- Retiree-Classified
- Retiree-Confidential
- Superintendent

## Oregon Educators Benefit Board Central SD 13J Optional Plan Enrollment Report

13

Plan Name

Administrator License	Subscribe
Basic AD&D	17
Basic Life	17
Child AD&D	1
Child Life	1
Employee AD&D	5
Employee Life	8
Long Term Disability (M	17
Spouse/Partner AD&D	3
Spouse/Partner Life	4
Classified-Full Time	136
Basic AD&D	136
Basic Life	136
Child AD&D	14
Child Life	18
Employee AD&D	29
Employee Life	48
Spouse/Partner AD&D	20
Spouse/Partner Life	
Classified-Part Time	
Basic AD&D	

OSEA

Print to PDF

Page Range:

☒ All Pages


☐ Select Pages


From: To:

The viewer must export to PDF to print. Choose the Print option from the PDF reader application once the document is opened.  
Note: You must have a PDF reader installed to print. (eg. Adobe Reader)

File Download

Do you want to open or save this file?

 Name: CrystalReportViewer.pdf  
Type: Adobe Acrobat Document  
From: oebb.test.state.or.us

 While files from the Internet can be useful, some files can potentially harm your computer. If you do not trust the source, do not open or save this file. [What's the risk?](#)

# Save

Crystal Reports Viewer - Windows Internet Explorer

https://myoebb.org/POCMyOebbCrystalReportConnectivity/jsp/CrystalReportViewer.jsp

Group Tree | 1 / 1 | 100%

Main Report

- Administrator Licensed-Full Time
- Classified-Full Time
- Classified-Part Time
- Confidential-Full Time
- Retiree-Administrator
- Retiree-Classified
- Retiree-Confidential
- Superintendent

## Oregon Educators Benefit Board

### Central SD 13J Optional Plan Enrollment Report

01/02/2013

Plan Name	Subscribe
<b>Administrator Licensed-Full Time</b>	<b>17</b>
Basic AD&D	17
Basic Life	1
Child AD&D	1
Child Life	5
Employee AD&D	8
Employee Life	17
Long Term Disability (N	3
Spouse/Partner AD&D	4
Spouse/Partner Life	136
<b>Classified-Full Time</b>	<b>136</b>
Basic AD&D	136
Basic Life	14
Child AD&D	18
Child Life	29
Employee AD&D	48
Employee Life	20
Spouse/Partner AD&D	28
Spouse/Partner Life	14
<b>Classified-Part Time</b>	<b>14</b>
Basic AD&D	14
...	..

Export

File Format:

Crystal Reports (RPT)

PDF

Microsoft Excel (97-2003)

Microsoft Excel (97-2003) Data-Only

Microsoft Word (97-2003)

Microsoft Word (97-2003) - Editable

Rich Text Format (RTF)

Separated Values (CSV)

XML

Done

Internet 100%

# Questions and Answers

# Conclusion

- Select Report from Report Mart
- Review Description
- Input Parameters
- Run Report
- Export Report
- Contact OEBC Reports for Report Needs

# Contact Information

Direct Report Requests or Questions to:  
[oebb.reports@state.or.us](mailto:oebb.reports@state.or.us)

---

Non-Report Questions

Contact OEGB Member Services toll-free at:

**1-888-4MyOEGB (1-888-469-6322)**

Email: [oebb.benefits@state.or.us](mailto:oebb.benefits@state.or.us)



# **Oregon School Employee Wellness | Education Conference - It Starts with YOU!**

**The Riverhouse  
Bend, OR**

**Save The Date:  
March 24-26, 2013**

**Contact Person: Inge Aldersebaes, OEA Choice Trust  
800-452-0914, Ext 101 ~ email: [Inge@oeachoice.com](mailto:Inge@oeachoice.com)**

- **Build personal skills to improve your overall health**
- **Create a culture of wellness at schools**
- **Bring a school team to develop a plan of action for employee wellness**
- **Access state and national resources to support school employee wellness**



Sponsored by OEA Choice Trust, ODS, Oregon Public Health, OEA, COSA, OEBC, Oregon ASCD, OSBA



**DIVISION 40**  
**ENROLLMENT**

**111-040-0011**

**Returning to Benefit Eligible Status**

- (1) A former Eligible Employee returning to benefit-eligible status following an unpaid leave of absence or returning from a strike, lock out, layoff, or any reason other than a termination of employment within 12 months will have their benefits reinstated. Coverage will be effective the first of the month following the date eligibility is regained, unless otherwise stipulated in the collective bargaining agreement settlement.
- (2) Coverage in effect immediately prior to the loss of eligibility will be reinstated.
- (3) Coverage reinstated with no more than a 60 day lapse will be reinstated at the same level as was in effect immediately prior to the loss of eligibility (e.g., incentive levels, guarantee issue amounts and benefits beyond routine and basic vision and dental).
- (4) An Eligible Employee returning to benefit-eligible who experienced a Qualified Status Change during the period of ineligibility may request changes consistent with the Qualified Status Change Matrix if requested within 31 days of returning to benefit eligible status.
- (5) An Eligible Employee returning to benefit-eligible status in a new plan year may make changes consistent with those allowed during an open enrollment period.

**\*\*Note\*\*** (This new section would come after *New hire and newly eligible employees* (111-040-0010) and before *Removing an Ineligible Individual from Benefit Plans* 111-040-0015)