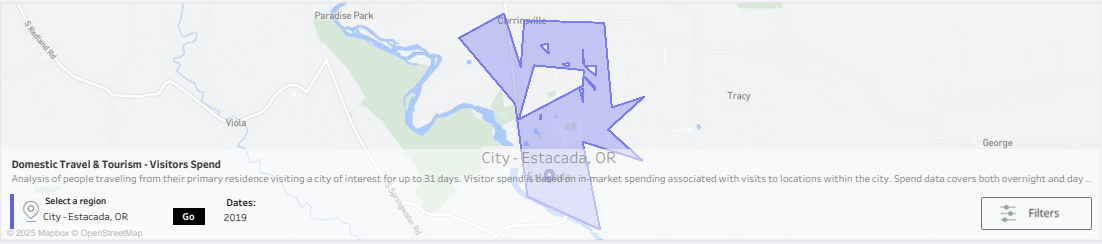

Domestic Travel & Tourism - Visitors Spend

Analysis of people traveling from their primary residence visiting a city of interest for up to 31 days. Visitor spend is based on in-market spending associated with visits to locations within the city. Spend data covers both overnight and day ..

Select a region: City - Estacada, OR | Go | Dates: 2019 | Filters

Overnight Trips	Visit Nights	Total Visitors' Spend
7.6K	18.4K	Insufficient Data
-15.8% YoY	-15.1% YoY	

Show By: Visitor Origins | Local Destinations

No spend data available for selected region

Visitors Origins

Show By: CBSA | Metric: Main Metrics | Map By: Overnight Trips

CBSA	Overnight Trips	Visit Nights	Total Visitor's Spend
Corvallis, OR	822	3.5K	N/A
Yakima, WA	541	1.6K	N/A
Seattle-Tacoma-Bellevue, WA	765	1.5K	N/A
Virginia Beach-Norfolk-Newp..	311	1.1K	N/A
Grants Pass, OR	352	792	N/A
Miami-Fort Lauderdale-Pomp..	300	762	N/A
Klamath Falls, OR	147	715	N/A
Roseburg, OR	465	584	N/A
Spokane-Spokane Valley, WA	285	520	N/A
Salem, OR	83	387	N/A
Colorado Springs, CO	93	373	N/A
Medford, OR	88	364	N/A
Sacramento-Roseville-Folsom..	160	358	N/A
Kennewick-Richland, WA	39	316	N/A
Hermiston-Pendleton, OR	246	294	N/A
Lake Havasu City-Kingman, AZ	42	255	N/A
Columbia, SC	34	204	N/A
Oxnard-Thousand Oaks-Ventu..	116	192	N/A

Visitor Metrics

Visits Variance

Metric: Overnight Trips | Compare to: Prev. Years | Compared Year: 1 Year Ago

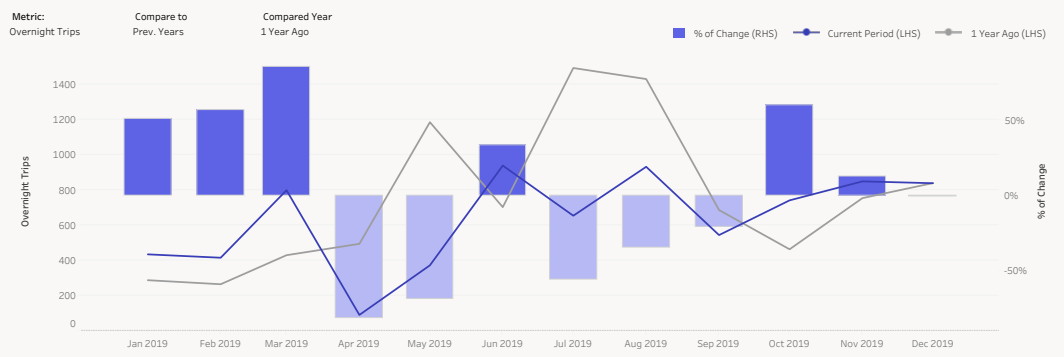

Breakdown By Visit Lengths

Metric: Overnight Trips

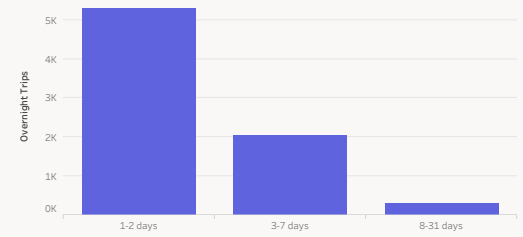

Breakdown By Demographics
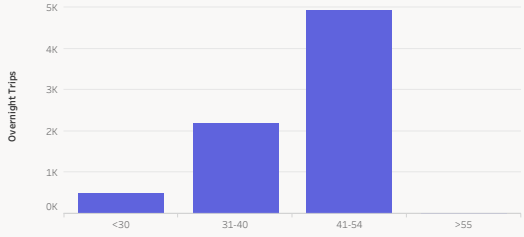
Demographics: Origin Median Age | Metric: Overnight Trips